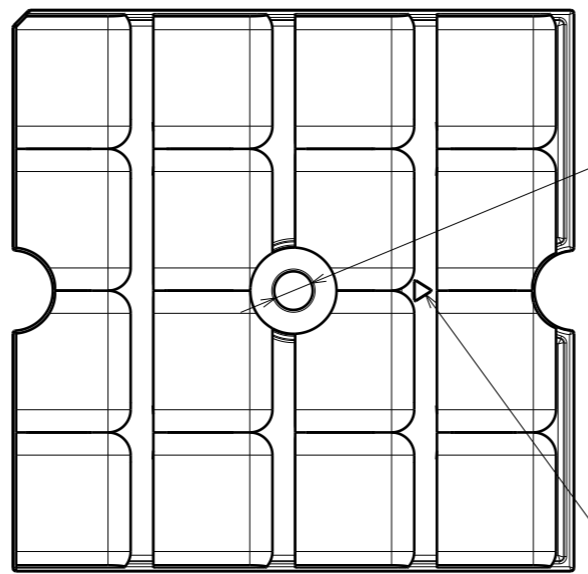
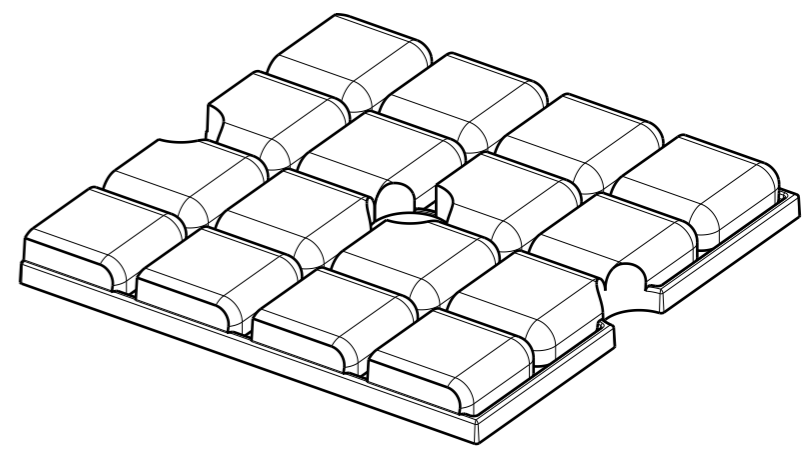


Bottom View
Scale: 3:2

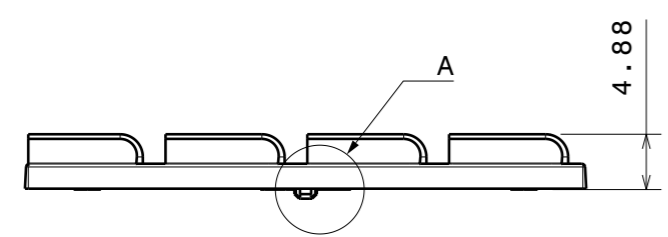


Top view
Scale: 3:2

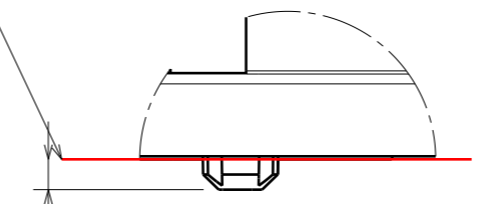


Isometric View
Scale: 3:2

Arrow indicates the beam direction



Front View
Scale: 3:2



Detail A
Scale: 5:1

PCB Level



Notes

●	PCB or heatsink level.
●	LED location
	Ensure LED fitting from a product specific 3D model available from www.ledil.com
	For more details about installation please see LEDiL Installation Guide on www.ledil.com

PART	TYPE	MATERIAL	COLOR / COATING
C16958_STRADELLA-16-ME	Lens	PMMA	Clear

MECHANICAL DRAWING		LEDiL[®]
PRODUCT STRADELLA		
Plastic moulding general tolerances according to DIN 16901-130 and applies if not otherwise shown in the drawing. Silicone moulding general tolerances according to ISO 3302-1 Class M3 and applies if not otherwise shown in the drawing.	FIRST ANGLE PROJECTION: 	This drawing is the property of LEDiL Oy. It may not be copied or otherwise distributed without prior written permission from LEDiL Oy.
SCALE 3:2	WEIGHT -	A3 SHEET 1/1